


KACO proLOG

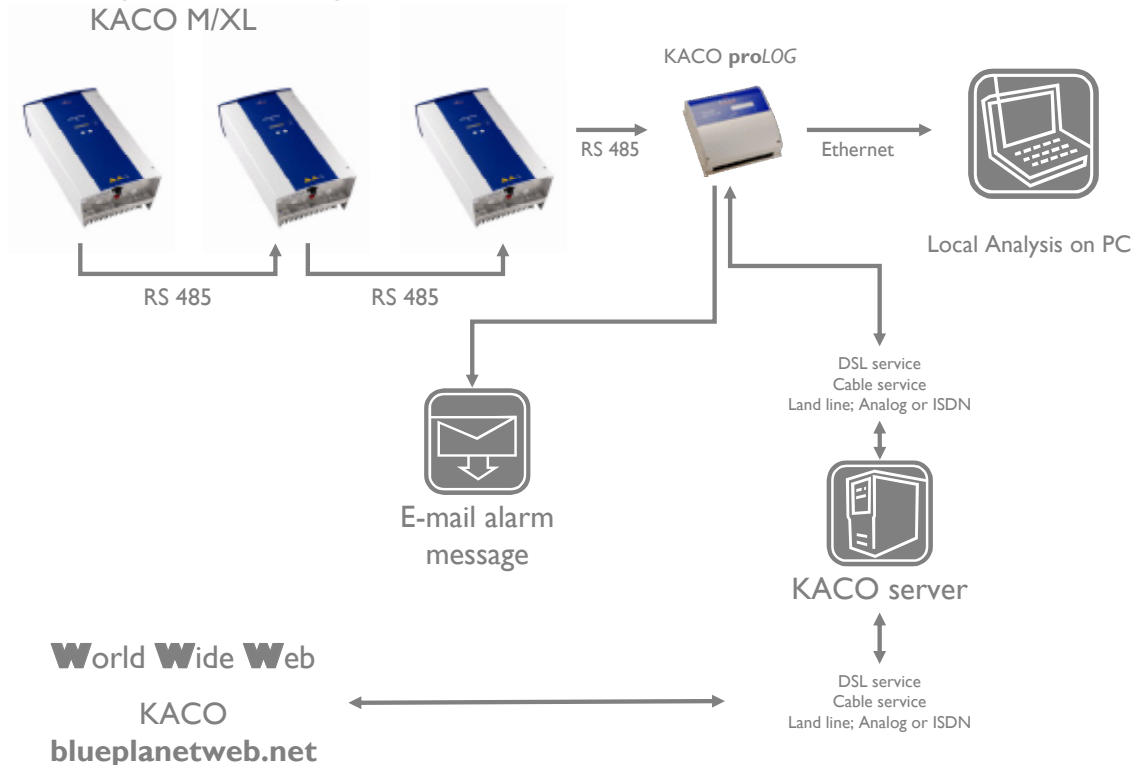


Monitoring and data logging for PV systems



KACO proLOG

Remote system monitoring
KACO M/XL



The KACO **proLOG** monitoring system allows you to supervise your photovoltaic installation from your PC. The system is used to log the currents, voltages, temperatures, performance and yield data of each individual inverter as well as the data of external sensors.

KACO **proLOG** automatically returns a message by e-mail in the event of a deviation from the permissible operating status. The alarm criteria can be set individually according to the specific requirements of your PV installation. Stored installation data is sent daily to an e-mail address specified by the user.

You can connect to KACO **proLOG** at any time from your PC so that you can monitor your PV installation and check the actual performance of your KACO inverter and additional sensors.

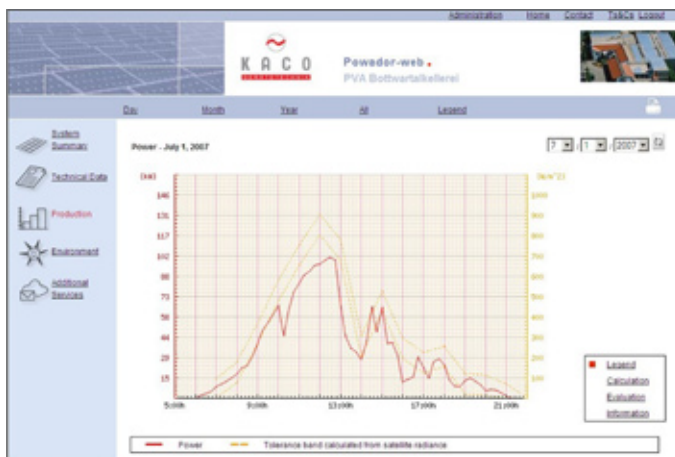
Optionally, the recorded system data can be stored online via the KACO blueplanet web server and made available in a password-protected form. KACO blueplanet web is accessed via the Internet.

new features

- Verification of ISP connection
- Data synchronization with blueplanet web
 - ◇ Time
 - ◇ Software update for KACO **proLOG**
 - ◇ Backup of system settings

- Direct access to KACO **proLOG** from a PC or laptop
- Monitoring of the performance of KACO inverters and external sensors via a web browser
- Configuration of KACO **proLOG** including the requested alarm criteria
- Alarm notification by email
- No further software will be required
- Optional energy meter, irradiation sensor, temperature sensor and current sensor can be connected
- Daily transmission of measured data and performance to an email address specified by the user
- Data storage interval for average values can be set in the range from 5-60 minutes
- Local data analysis downloaded through either the integrated Ethernet connection or the integrated Compact Flash slot
- Connection of up to 32 KACO inverters via RS485 interface
- On-site display of KACO *proLOG* functions via 6 LEDs in *proLOG* M, and 4 LEDs and an LCD display in the *proLOG* XL

blueplanet web



- Graphical display of PV system data from the KACO blueplanet web server, such as total energy output
- Display of all data logged by the KACO inverters: generator power, generator voltage, generator current, feed-in grid voltage, grid current and device temperature
- Personalized alarm settings via KACO blueplanet web
- Reporting function for generating a database over a user-defined period of time
- Worldwide access through KACO blueplanet web via any Internet connection (e.g. DSL, Cable)
- Allows data charts to be integrated into your personal or company homepage

Alarm options for each integrated modem type

Modem Type	Direct connections: PC to KACO proLOG	Send Alarm Via	Please Note
Ethernet	PC with ethernet card	e-mail	Ethernet Network must allow emails to be sent. Please supply the IP and gateway when you register your proLOG for the blueplanet web service

Overview of all KACO proLOG functions

	KACO proLOG M	KACO proLOG XL
proLOG data access via	blueplanet web Ethernet Compact Flash Card	blueplanet web Ethernet Compact Flash Card
Number of inverters that can be connected	32	32
Address range for each inverter	1....32	1....32
Data port for connecting inverter and sensors	RS485	RS485
Analog ports for connecting sensors	1	4
Digital ports for connecting sensors	1	4
Alarm or So ports	1	1
Display options	6 LEDs	LCD Display, 4 LEDs
Memory	Compact Flash Card	Compact Flash Card
Data port for local analysis	Ethernet	Ethernet
Data storage intervals	5-60 minutes	5-60 minutes
Integrated transformer	Included	Included

KACO proLOG technical data

Ambient Temperatures	
Operation	32°F - 131°F
Storage and transportation	-5°F - 150°F
Electrical Data	
Current consumption	appx. 4W
External power supply	120 V
Analog inputs (customizable)	0 VDC - 10VDC (Max load: 24VDC) 0mA - 20mA (Max load: 40mA / 3VDC) PT 1000 resetance testing
Digital inputs	Low = 0VDC - 7VDC High = 9VDC - 24VDC
Digital outputs	Optocoupler output (max load: 70VDC / 50mA)
Internal battery (for internal clock)	Lithium Cell / Type Li2032
Mechanical Data	
Enclosure dimensions KACO proLOG	9" x 8 1/8" x 3 1/8"
Installation	Wall installation
Enclosure	IP21 / NEMA 2 (indoor enclosure)
Weight	2 lbs

Distributed by:



K A C O
S O L A R